

Modular Roll-in Dock System



2020
Product Guide



CYR LUMBER
& Home Center

Brilliant Design ♦ Unbeatable Ease ♦ A Lifetime of Value

7 Good Reasons to Go With Aluminum Roll-in Docks

1. Lightweight, easy to move
2. Easy to install, level & remove
3. Very rugged and sturdy
4. Easy to connect together; modular
5. Stays cooler in the hot sun
6. Safe, slip resistant surface
7. 15-year limited warranty

**8. Our Special Prices -
20% Off All RGC Docks
& Accessories!**

**Set-up & Installation Available*

Go from this...



... to this!



Total Summertime Enjoyment!



**Installation
is a Breeze!**

** See store for details & restrictions.*

Our Docks and Wheel Kits...

Docks




Size
Shallow, Medium or Deep Kit Standard
(SKU = RGC48DSA-S, etc.)

	List	20% Sale!
4' x 8'	\$1880.	\$1504.
4' x 12'	\$2190.	\$1752.
4' x 16'	\$2550.	\$2040.
6' x 12'	\$2830.	\$2264.
8' x 8'	\$2670.	\$2136.

Add Extra For:


X-Deep	\$130.	\$104.
XX-Deep	\$230.	\$184.



**Prices
Reduced by
20%
On All Docks
& Dock
Accessories**

Each dock section comes with the dock platform and one pair of connectors, wheels & wheel kits. Dock Sections come unassembled!


Wheel Kit Selection



rugged!

Measure the calm, in-season water depth at each wheel kit location. Choose the kit in the mid-range of your water depth to allow for some adjustment. If raised to the max height, your dock will still be 18" above the water. This is a good height for most lakes around this area.

Shallow	11" - 22"
Medium	20" - 37"
Deep	35" - 66"
X-Deep	47" - 90"
XX-Deep	71" - 135"



Getting onto your dock...

Shore End Ramps


The perfect approach to your dock. Also, the most cost effective way to add length to your dock. Ramps attach easily to dock sections with a pivoting quick attachment system.

	4' x 6'	4' x 8'	4' x 12'	6' x 8'
Reg. Price	\$854.00	\$1051.00	\$1515.00	\$1385.00
20% Sale	\$683.20	\$840.80	\$1212.00	\$1108.00
	<i>RGC46SERA</i>	<i>RGC48SERA</i>	<i>RGC412SERA</i>	<i>RGC68SERA</i>

**Prices
Reduced by
20%
On All Docks
& Dock
Accessories**



when life should be a little less complicated!








Prices subject to change without notice! Seasonal product... available while supplies last. 1-1-20

*It's all about the design
that makes it your own...*

**Prices
Reduced by 20% !!**

Dock Accessories

	Price	20% Sale	SKU
A. 4'x4' Wedge	\$594.	\$475.20	RGC44WEDGE
B. 48" Support Post	\$110.	\$88.00	RGCSP48
72" Support Post	\$122.	\$97.60	RGCSP72
96" Support Post	\$139.	\$111.20	RGCSP96
C. Shore End Wheel Kit (Pair)	\$374.	\$299.20	DOCKSEWKPKG
D. Shore Wall Mount Brkt (Pair)	\$124.	\$99.20	RGCSEMB
E. 30" Vertical Bumper	\$93.	\$74.40	RGC30B
F. Corner Bumper	\$36.	\$28.80	RGCCBG
G. Straight Bumper	\$36.	\$28.80	RGCSBG
H. 4' Aluminum Bench	\$440.	\$352.00	RGC4AB
I. 63" Ladder	\$373.	\$298.40	RGCAL63
74" Ladder	\$396.	\$316.80	RGCAL74
J. 3-Step Folding Steps	\$620.	\$496.00	RGCSTEP3
4-Step Folding Steps	\$724.	\$579.20	RGCSTEP4
6-Step Folding Steps	\$900.	\$720.00	RGCSTEP6
K. Kayak Twin Rack (Pair)	\$418.	\$334.40	RGCKAYAK
L. 10" Nylon Dock Cleat	\$34.	\$27.20	RGCCLEAT
M. Leveling Tool, Stand-up	\$124.	\$99.20	RGCSUT
N. Leveling Tool, Socket/Driver	\$25.	\$20.00	RGCTOOL
O. White Lithium Grease Spray	\$9.	\$7.20	84823

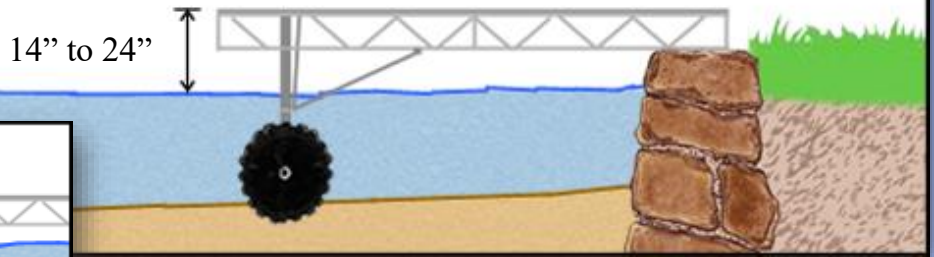


Prices subject to change without notice! Seasonal product... available while supplies last. 1-1-20

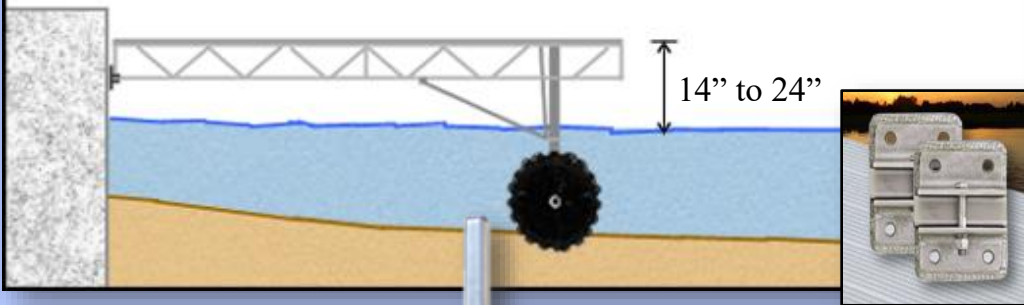
Starting the first section of dock...

Ideally, you want the top of your dock to sit about 14" to 24" off the top of the water to keep waves from washing over your dock. This works for most lakes around here, but you can set at a height that works best for you. Remember... if you "set" the end of your dock, then that's the height you'll have all the time.

Place dock on top of wall, steps or platform...
if you have the desired height above water!



Attach the dock to a pair of sea wall mount brackets...
if you have a sturdy surface perpendicular to the dock.



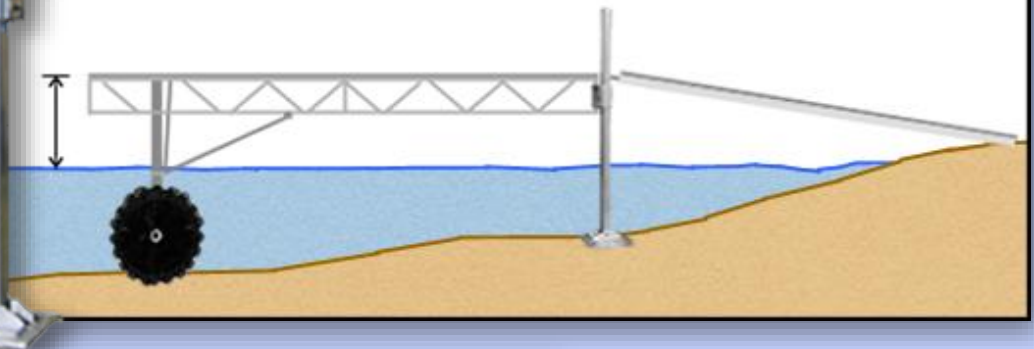
If you have a good, solid wall or platform to attach your dock, use a pair of brackets, but keep in mind your dock will go out perpendicular to the wall. You may have to shim the brackets if you want your dock to go out at an angle.



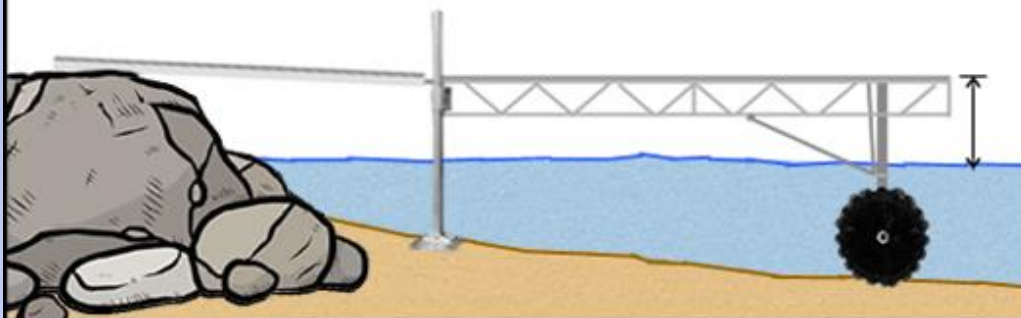
Typically, a pair of shore end support posts are used to hold up the shore end of the first section of docks. These posts allow you to raise or lower the docks to adjust to changes in the lake water level during the season.

A ramp may be needed to make the transition from the shore to your dock a lot easier and safer!

Coming off a beach or shore with no wall...
use a pair of shore end support posts and a ramp.




Getting over a rocky shore front...
use a pair of shore end support posts and a ramp.



Ramps can pivot up or down within a normal range, to allow you to walk safely on to the dock.

Ramps are also a cost effective way to add length to your dock.



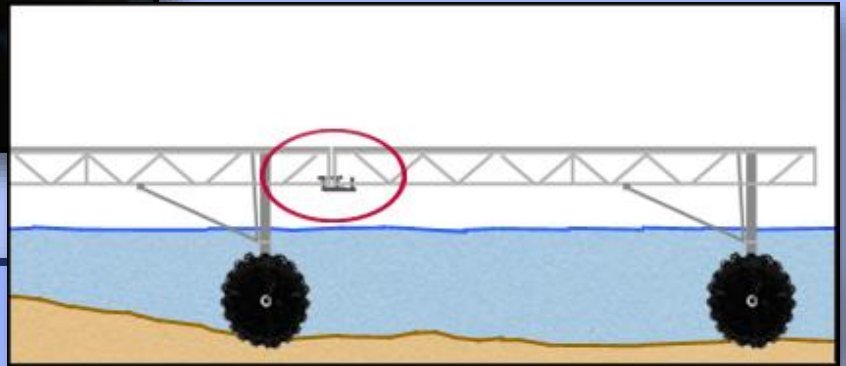
Connecting Sections Together...

RGC Marine gives you the freedom to design a dock to fit your lifestyle! Easy to install and connect, modular sections let you create a dock system that works best for you.

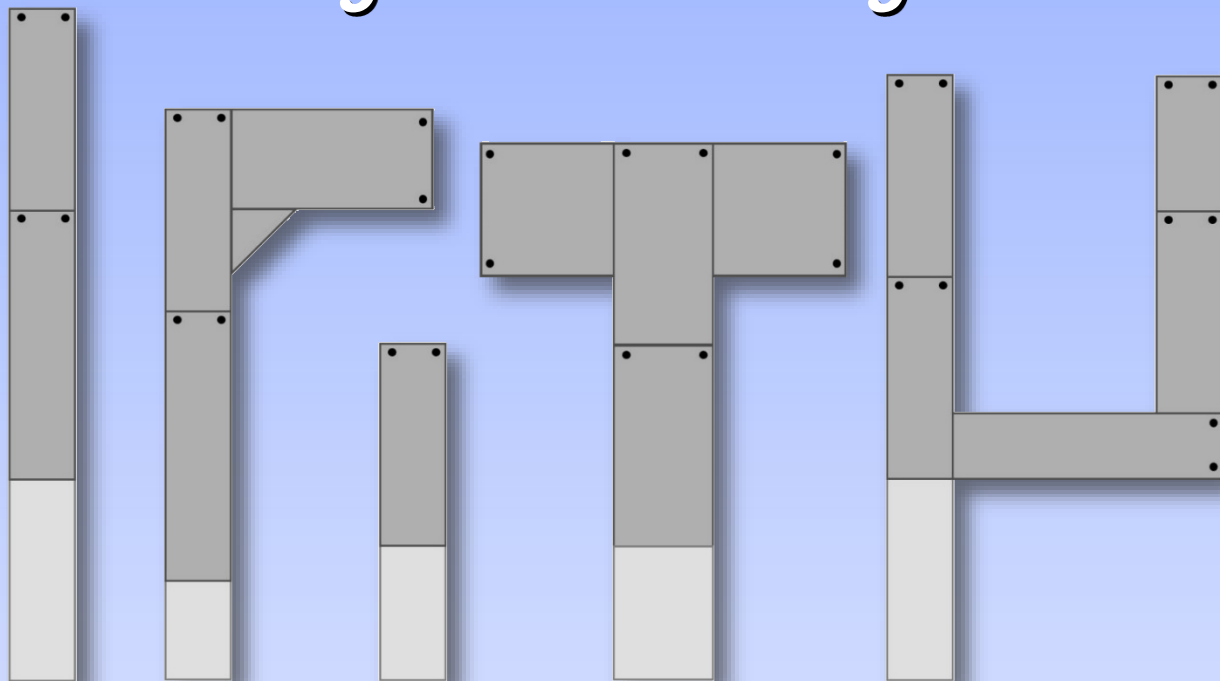
Quick Connect Bracket

The Quick Connect Bracket is a strong and rugged piece of hardware that makes an easy job of assembling and un-assembling sections. This connector allows you the flexibility of changing your design when you need to. If you want to add sections or move them around... it's that easy!

One pair included with each wheel kit!



Design Your Own System!





S u m m e r





&



Your Roll-in Dock Supplier!

Dear Waterfront Owner,

Several years ago, we found a great alternative to the yearly "struggle" we got from our old wood docks. Aluminum Roll-in Docks by RGC Marine Products offers the very best in ease of installation, superior construction and a premium appearance.

These docks are very easy to put in and take out. Each section comes with a pair of independently adjustable wheel kits that allow you to roll these docks in and level them into position in just a few minutes... not hours. It's slip resistant aluminum decking stays cooler in the blazing sun... and no splinters. These docks look great! With several sizes and accessories to choose from, you can design a system that's just right for you.

At an affordable price, these docks are beginning to pop-up in lakes and ponds all around here. I have these at my place on the lake... and many of my neighbors do too. This year, even more waterfront owners will buy and enjoy Aluminum Roll-in Docks for their summer fun.

If you're interested in these docks, please don't hesitate to give me or one of my trained sales staff a call... or stop in and see these docks and accessories on display at our store.

Thanks for taking a look. Enjoy your summer!

Sincerely, *Brian Cyr*

Solar Dock Lights



Light Kit
Posts w/
Hardware

Note: Solar Dock Lights & Light Kits are at the Final Price!

\$19. Per Pkg. = 1 Pair per Pkg.
SKU = DOCKLITEKIT

\$49. Per Box = 1 Pair per Box
SKU = DOCKLITE



Cyr Lumber Co. ♦ 39 Rockingham Road ♦ Rte. 28 ♦ Windham, NH 03087
Phone: 603-898-5000 ♦ Fax: 603-898-1676 ♦ www.cyrlumber.com